

New North

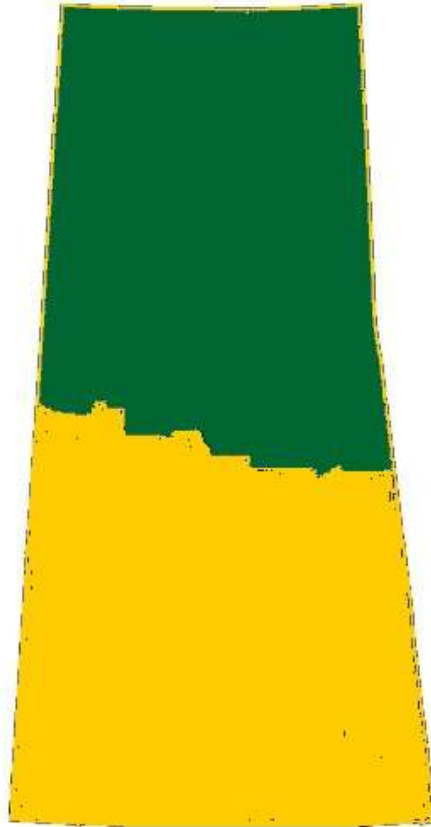
**Saskatchewan
Association of
Northern
Communities
(SANC) Services
Inc.**

Unless otherwise stated, all figures are from the
2006 Census

Why the North Matters

“The provincial North is crucial to Saskatchewan’s economic future. The vast majority of the province’s future energy resources—uranium, oil sands, and hydro—as well as other mineral resources, forest and non-timber resources, and northern tourism lie in Northern Saskatchewan. “

2011 University of Saskatchewan, International Centre for Northern Governance and Development



The government of Saskatchewan recognizes the unique status of the north through the designation of the Northern Administration District (NAD) as a distinct region and through specific legislation, the Northern Municipalities Act

NAD covers 46% of the provincial landmass

The population is 33,919

4% of the Saskatchewan population

86 % of the population is Aboriginal

Northern Population

33,919 residents who reside

- 16,704 in municipalities
- 15,757 on reserves
- 1,458 in the “District” (neither a municipality or reserve)

Socio-Economic Trends

High Population Growth Rate

The Northern population change in 25 years

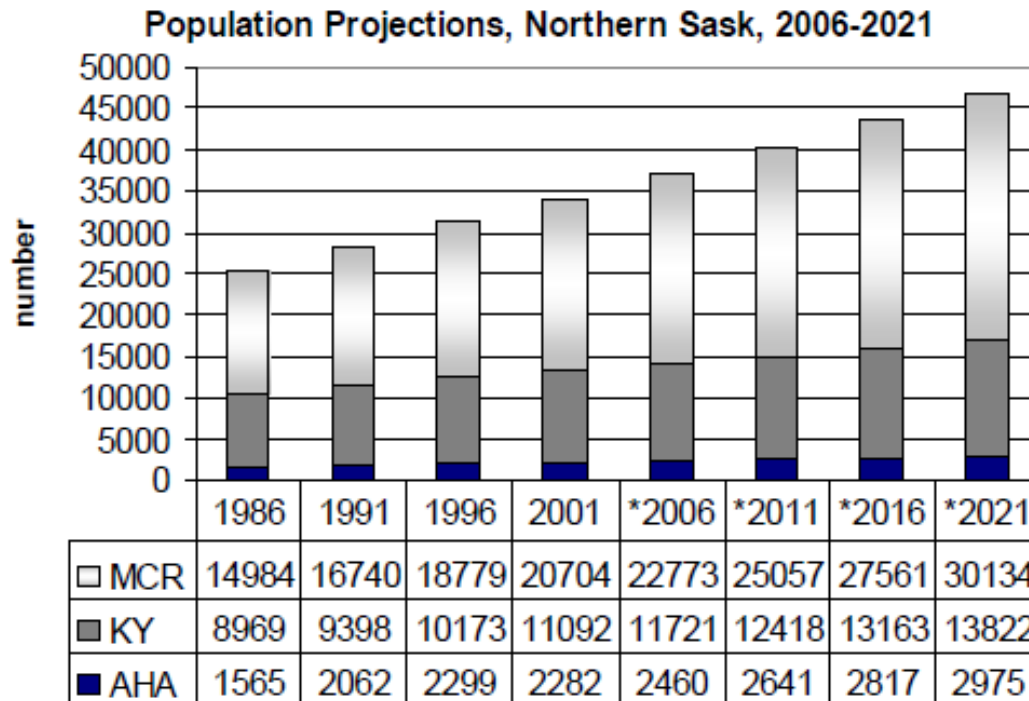
1981	25,304	
2006	33,919	34% increase
2011 Forecast	40,000	18 % increase

Saskatchewan population change in 25 years

1981	968,313	
2006	968,157	0% increase
2011 Forecast	> 1,000,000	3% increase

Future Population Growth

Northern population has been increasing for 25 years, projections indicate continued growth to 2021



Source: Sask Health

* indicates approximations

High Youth Population

Northern Saskatchewan has the highest percentage of youth in Canada at 34% under 15 years

Southern Saskatchewan has an older demographic with only 19% under 15 years

Age Breakdown

Northern Saskatchewan

4% under 15 yrs
19% 15-24 yrs
26% 25-44 yrs
16% 45-64 yrs
5% 65 yrs and over

Saskatchewan

19% under 15 yrs
15% 15-24 yrs
25% 25-44 yrs
26% 45-64 yrs
15% 65 yrs and over

Low Employment of Youth

- Northern Saskatchewan 20% of 15-24 year olds are employed
- Saskatchewan 60% of 15-24 year olds are employed

Low Income

- Northern Saskatchewan median family income is \$31,007
- Saskatchewan median family income is \$58, 563

Single Parent Families

- Northern Saskatchewan 38% of families are single parent led
- Saskatchewan 17% of families are single parent led

Housing Trends

Multiple Families

945 households in Northern Saskatchewan have multiple families

Multiple Families per Household

Northern Saskatchewan

- 10% of households have multiple families

Saskatchewan

- 1.3% of households have multiple families

More People per Household

- Northern Saskatchewan
- 47% 4 or more persons per household

- Saskatchewan
- 22% 4 or more persons per household

Overcrowding

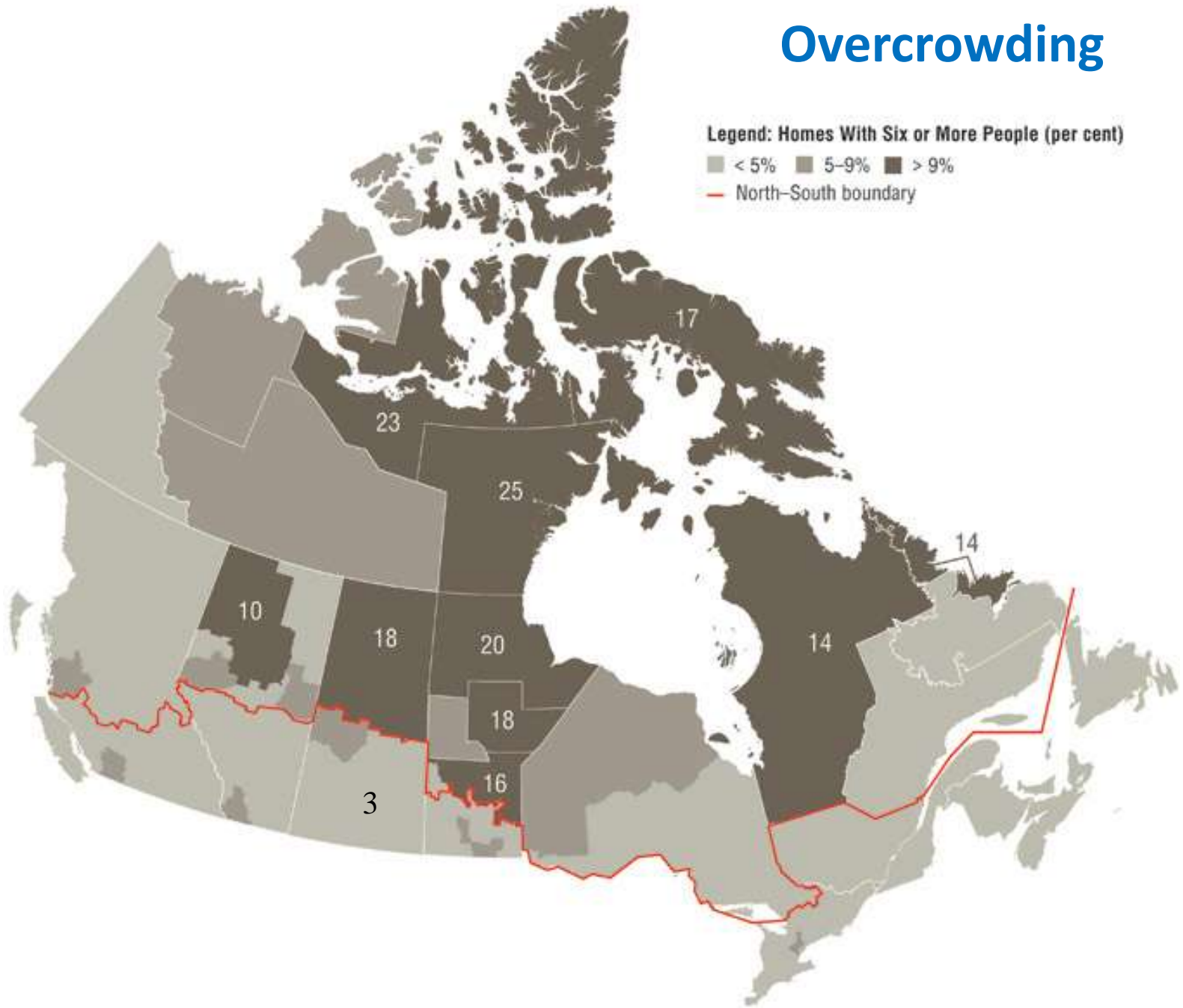
- Northern Saskatchewan – Overcrowding rate 18%
(3rd highest rate in Canada)
- South Saskatchewan - Overcrowding rate 3 %

Overcrowding

Legend: Homes With Six or More People (per cent)

■ < 5% ■ 5–9% ■ > 9%

— North–South boundary



Major Repairs

- Northern Saskatchewan- Homes requiring major repair 38%
(highest rate in Canada)
- South Saskatchewan – Homes requiring major repair 10%

Home Ownership

Northern Saskatchewan

- 37 % own their own homes

Saskatchewan

- 72% own their own homes

Municipal Capacity

Government Infrastructure Funding

- Canada Saskatchewan Infrastructure Program
- Municipal Rural Infrastructure Program
- Building Canada Fund
 - The majority of funds from all these programs has been spent on required work on water and sewer systems. More upgrades have yet to be completed.

Northern Revenue Sharing Grants

- New funding allocation based on 4 pillars of municipal responsibility:
 - 1) Water and sewer
 - 2) Administration
 - 3) Landfills
 - 4) Roads
- No funding remains to meet recreation, parks, planning and other areas of need. The funding is used solely for operations, not capital.

Northern Capital Grant

- Funding is insufficient for major projects
- Current program has \$7.2 million for all 35 communities over five years.

Tax Revenue

- 2008 assessment for all 35 Northern Communities was \$250 million
- 2008 assessment \$1.6 billion for the city of Prince Albert
- 2008 assessment \$164 million for the city of Melfort.

Policy Considerations

Other Target Groups

Need to meet needs of groups with few housing options

- Single youth
- Single parents
- Elderly needing assisted and long term care
- People with Disabilities
- Intellectual and Cognitive Challenges

Policy Review

- Eligibility criteria
- Dealing with arrears and past experience
- Lack of access to mortgages
- Accessibility to grants

Maintenance Issues

- Require independent inspections of Sask Housing Properties
- Ability for local labour/service participation
- Lack of tradespeople and supplies
- Training of tenant responsibility

Additional Challenges

- Lack of Residential lots
- Lack of Funding
- Lack of Developers
- Lack of resale market